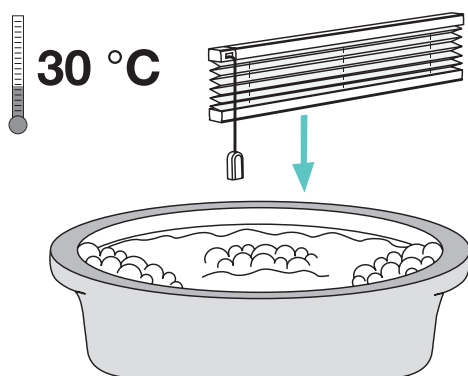


Care instructions

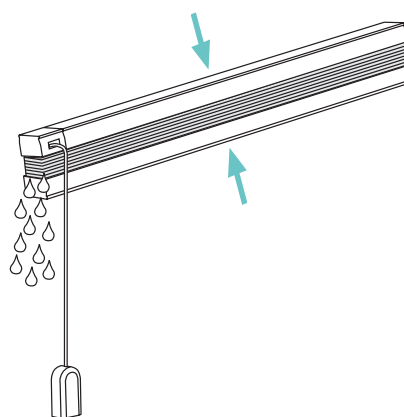
Pleated blinds

Cleaning of the pleated fabrics

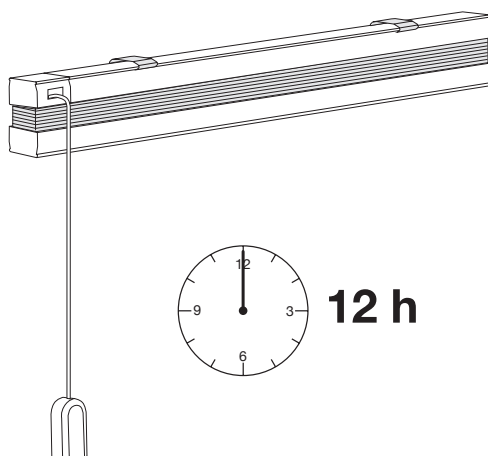
- 1 Simply wash by hand using a mild detergent solution at approx 30°C. (For pre-tensioned types, tension shoes must not be removed from the cords.)



- 2 Then rinse the fabric thoroughly, fold the fabric stack together and squeeze the water out. The blinds must no longer be dripping wet.



- 3 Hang up damp and leave closed to dry. During the drying process, open and close the blind several times to prevent the pleats sticking together. Do not iron.



In the case of electrical and crank operated systems, make sure the mechanical parts do not come into contact with the detergent solution or water.



All metallised fabrics as well as coated black-out materials and B1 qualities are not to be cleaned this way. Simply wipe these down gently with a cloth. Do not rub!



We advise against chemical or ultrasonic cleaning and do not accept warranty claims in this case.

Maintenance of the pleated fabrics

- 1 For permanent pleating, you must operate your blind regularly and keep it folded over a longer period. This is especially important to support the pleating if the blind is exposed to high temperatures (e.g. south-facing window, skylight, conservatory etc.)
- 2 When cleaning window frames and glass, do not use any caustic or alkaline cleaning agents which could come into direct or indirect contact (condensation) with the system.
- 3 Condensation can form if there is too little ventilation or air flow (please follow the instructions in the respective manual for details on clearance.)



Pleated blinds are only suitable for use in heated indoor areas. Pleated blinds have not been designed for outdoor use (e.g. in open or partly glazed roof coverings), for swimming pool enclosures or greenhouses and under twin-wall sheets or plastic windows. No liability will be accepted in such cases.